

Residential Series

Battery Storage Solutions

FOR US MARKET



Renon Power Technology Inc.

© Renon Power Technology Inc. All Rights Reserved. Specifications are subject to change without notice.
2025-6-12



Renon Power

We Care About Sustainability

With our own R&D team and automated production factory, we are dedicated to delivering innovative, reliable, and affordable energy storage solutions to customer globally.

At Renon, we believe that sustainable energy is the future. We are passionate about reducing carbon emissions and preserving our planet for future generations. That's why we invest heavily in research and development, leveraging the latest technologies to design and manufacture energy storage systems that are efficient, scalable, and adaptable.

Our products are designed to meet the needs of a wide range of applications, from residential and commercial buildings to industrial facilities and utility-scale projects. Whether you're looking to reduce your energy bills, increase your energy independence, or support your sustainability goals, Renon has the right solution for you.

Our commitment to quality and customer satisfaction is unwavering. We work closely with our clients to understand their unique needs and provide customized solutions that meet or exceed their expectations. We also provide comprehensive technical support, maintenance, and warranty services to ensure that our customers get the most out of their investment.

JOIN US ON OUR MISSION TO MAKE RENEWABLE ENERGY WITHIN REACH.

**PROVIDE INNOVATIVE,
RELIABLE, AND
AFFORDABLE ENERGY
STORAGE SOLUTIONS
TO CUSTOMERS
WORLDWIDE.**



Content

Meeting the highest standards of quality and safety in the US market.

Industry Application	01
Products	02
Solution	19
Renon Smart	20
Installation Cases	22
Renon Exhibition	23



Industry Application

Renon's energy storage products are extensively applied across residential, commercial, and industrial sectors. With exceptional performance, cutting-edge technology, and efficient energy management, they provide reliable, innovative, and Eco-friendly energy solutions, helping global users achieve their sustainability goals.



Residential
Multi-Family



Residential
Single Family



Residential
Detached Housing



Industrial
Manufacturing



Commercial
Retail



Commercial
Office Space



Commercial
Agricultural



Commercial
Data Centers



Commercial
Utility-Scale

Products

Featuring straightforward installation and flexible/scalable capacity, these products address a broad spectrum of home energy storage requirements.

■ LV Battery Storage System



P03
Xtreme LV



P05
Xcellent Plus



P07
EBrick



P09
EBrick-IND



P11
EBrick-OUT

■ HV Battery Storage System



P13
Xtreme HV 1.0



P15
Sol-Ark 12K-2P



P17
Sol-Ark 15K-2P

■ One-Stop Solution



Xtreme LV

Modular LV Battery System

Scalability: The system can be expanded with up to 15 systems in stacks, offering flexibility and future-proofing for growing energy needs.

High Efficiency: Designed for peak shaving and self-consumption, it helps reduce energy bills by optimizing the use of solar power and minimizing reliance on the grid.


Strong Compatibility: The system is designed to work seamlessly with various inverters and energy management systems, providing flexibility in integration with existing setups.

Comprehensive Warranty: Backed by a 10-year warranty, the Xtreme LV system assures long-term peace of mind and protection for the investment.

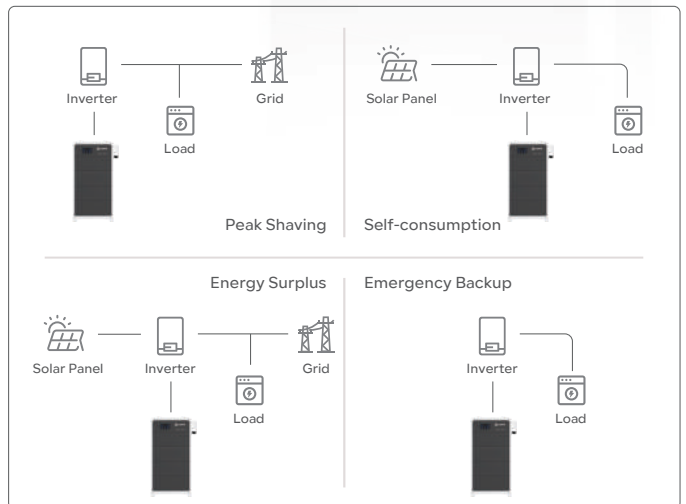
WiFi Connectivity and App Control: Enables remote monitoring and management of the energy storage system through a dedicated mobile application, enhancing user convenience and control.



System Demonstration



System Layout



Application Scenario



Battery Energy Storage							
Product Model	R-XL010021	R-XL015031	R-XL020041	R-XL025051	R-XL030061	R-XL035071	R-XL040081
Product Module QTY	2	3	4	5	6	7	8
Nominal Energy (kWh)	10.24	15.36	20.48	25.6	30.72	35.84	40.96
Output Power (kW)	9.7	14.6	15.4	15.4	15.4	15.4	15.4
Max. Operation Current (A)	190	285	300	300	300	300	300
Peak for 10s (A)	196	297	392	490	500	500	500
Peak for 2s (A)	240	360	480	500	500	500	500
Max. Charging Voltage (Vdc)	58.4						
Discharge Cut-off (Vdc)	43.2						
Nominal Voltage (Vdc)	51.2						
Recommend Charging Voltage (Vdc)	56.8						
Battery Chemistry	LiFePO4						
Dimension - W*D (mm/in)	635*268/25*10.6						
Dimension - H (mm/in)	795/31.3	1023/40.3	1250/49.2	1478/58.2	1706/67.1	1934/76	2162/85
Net Weight (kg/lb)	~141/~311	~194/~428	~247/~545	~300/~661	~353/~778	~406/~895	~459/~1012

General Parameters

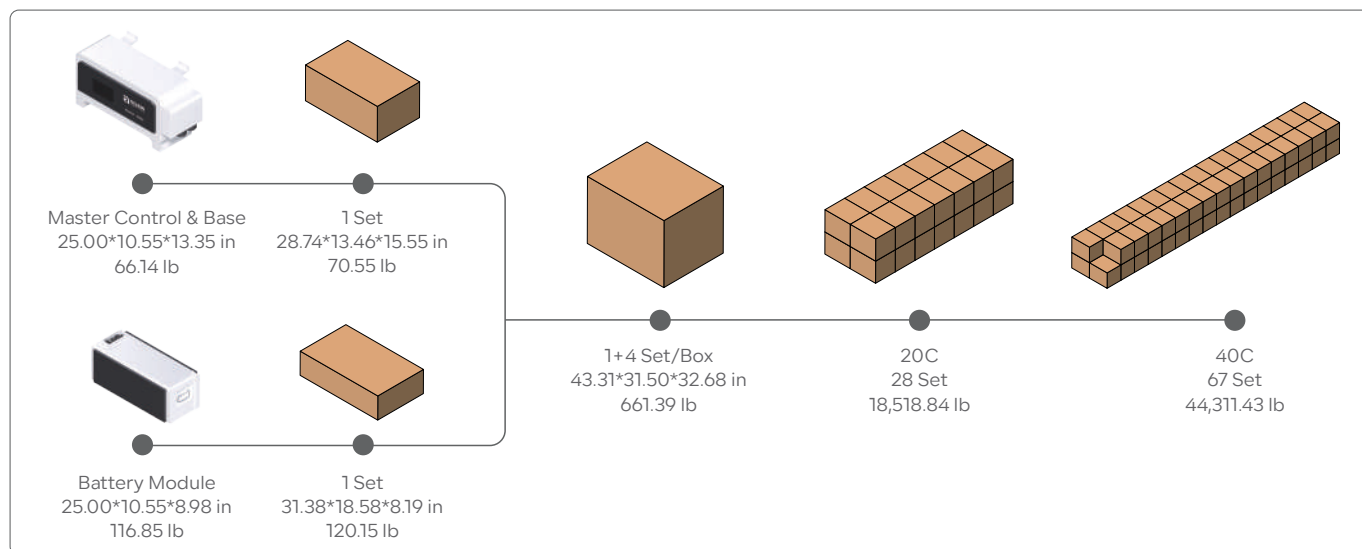
Scalability	Max. 15 systems in parallel
Storage Conditions	-4°F ~ 131°F (32°F ~ 95°F Recommended) Up to 90%RH, non-condensing Initial SoC: 50%
Operating Temperature	Charge: 32°F ~ 122°F Discharge: -4°F ~ 122°F
Cooling	Natural Cooling
Max. Altitude	4000m / 13123ft
Cycle Life	8000 Cycles
Communication	RS485, CAN, WiFi

System Characteristic

Master Control	R-MC300-XTL01
Battery Model	R-EM51100-XTL01
Battery Compliances	UL1973, UL9540, UL9540A UKCA, IEC 62619, IEC62040 CEI 0-21, UN 38.3, EN-61000, EN-62311
Installation Method	Stack Mounting
Installation Scene	Indoor or Outdoor
IP Rating	IP65
Warranty [1]	10 Years

[1] Please refer to the warranty letter for details

Packaging & Shipping Details



Xcellent Plus

Wall-Mounted LV Battery System

Dependable Safety: Designed with a high level of safety features, including dependable lithium iron phosphate (LiFePO₄) technology, ensuring safe and stable operation.

Sleek Aesthetics: Modern and sleek design that integrates seamlessly into residential environments, enhancing the aesthetic appeal of installation areas.

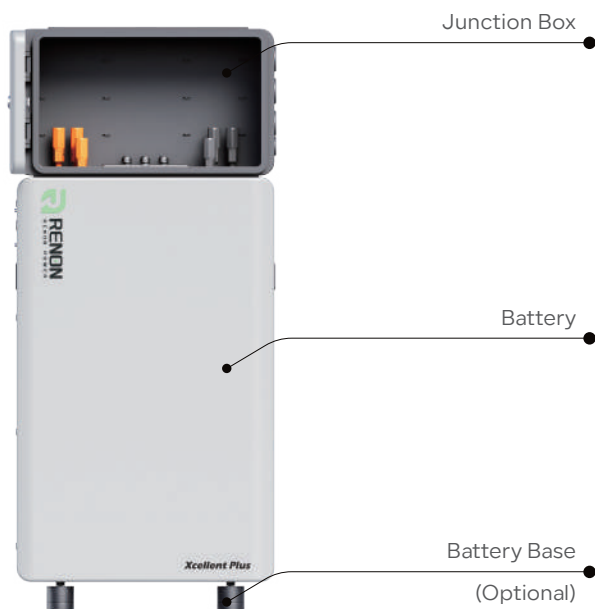
Whisper-Quiet Operation: Engineered for silent operation, making it ideal for home settings where noise levels need to be minimal.

Versatile Compatibility: Compatible with various inverters and energy systems, allowing for flexible integration with existing home energy setups.

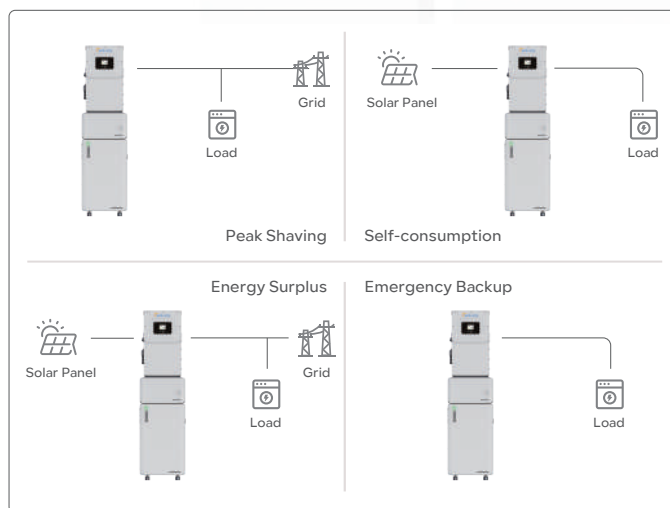
Long Cycle Life: Offers an impressive cycle life of up to 8000 cycles, providing long-term reliability and cost-effectiveness.



Product Details



System Layout



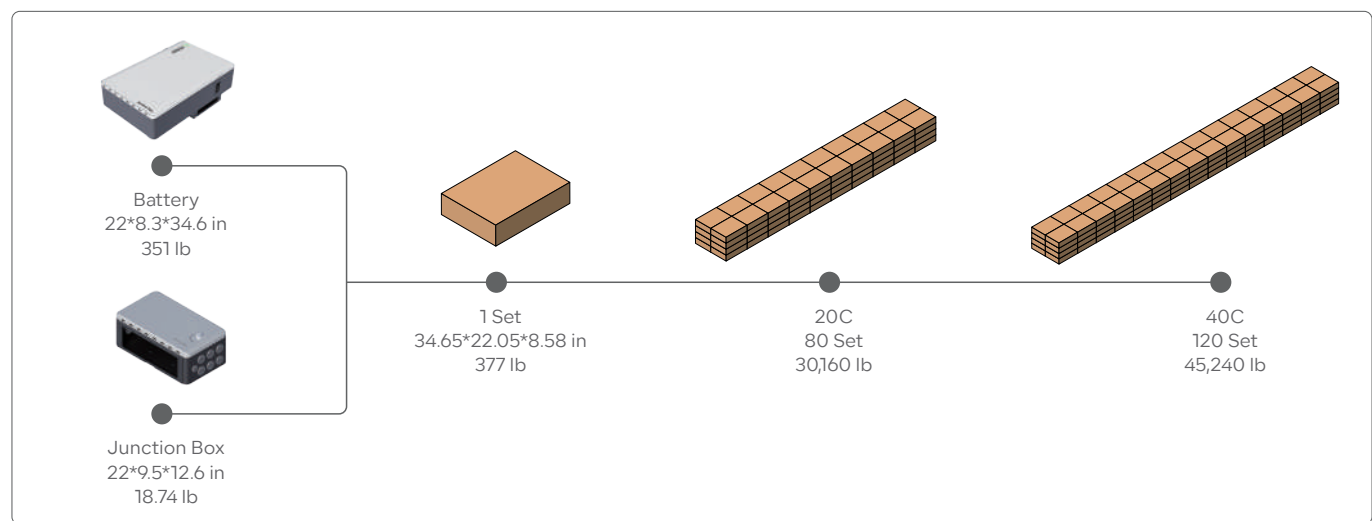
Application Scenario



Battery Energy Storage		General Parameters	
Battery Chemistry	LiFePO4	Scalability	Max. 15 systems in parallel
Cell Capacity (Ah)	314	Storage Conditions	-4°F ~ 131°F(32°F ~ 95°F Recommended) Up to 90%RH, non-condensing Initial SoC: 50%
Nominal Energy (kWh)	16	Operating Temperature	Charge: 32°F ~ 122°F Discharge: -4°F ~ 122°F
Output Power (kW)	10.2	Cooling	Natural Cooling
Default Voltage (V)	51.2	Max. Altitude	4000m / 13123ft
Voltage Range (V)	43.2 ~ 59.2	Cycle Life	8000 Cycles
Max. Operation Current (A)	200	Communication	RS485, CAN, RS232
Primary Overcurrent Protection (A)	210@5S	System Characteristic	
Secondary Overcurrent Protection (A)	240@3S	Battery Model	R-XC016161-US
Max. Charging Voltage (V)	58.4	Battery Compliances	UN38.3, UL9540, UL9540A, UL1973
Discharge Cut-off (V)	43.2	Installation Method	Wall-Mounting or Floor Mounting
Recommended Charging Voltage (V)	56.8	Installation Scene	Indoor or Outdoor
Dimension - W*D*H (mm/in)	560*210*880/22*8.3*34.6	IP Rating	IP65
Net Weight (kg/lb)	~159/~351	Warranty [1]	10 Years

[1] Please refer to the warranty letter for details

■ Packaging & Shipping Details



EBrick

Rack Mounted LV Battery System


Modular Design and Easy Installation: EBrick's rack-mount design allows for customizable and simple installation, with the flexibility to connect multiple units in parallel. This reduces installation time and costs.

WiFi Connectivity and App Control: EBrick features WiFi connectivity, enabling users to remotely monitor and control the system via a dedicated app. This enhances user experience with real-time monitoring and efficient system management.

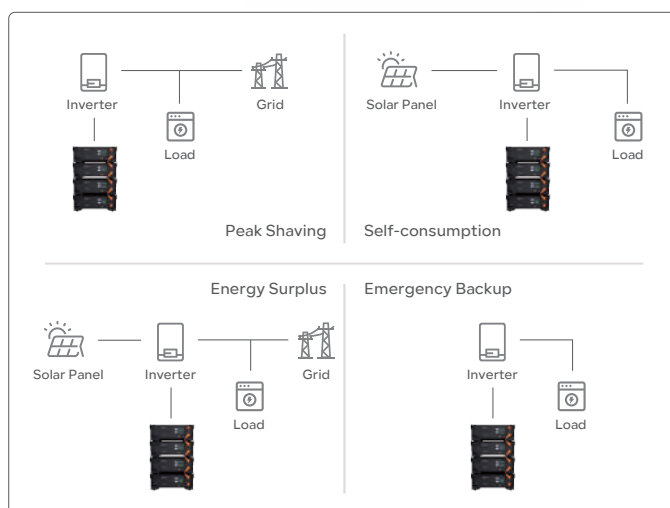
Stable LiFePO4 Battery Technology: EBrick uses reliable lithium iron phosphate (LiFePO4) batteries, offering up to 8000 cycles. Its efficient battery management system ensures high performance and safety.



Product Details



System Layout



Application Scenario



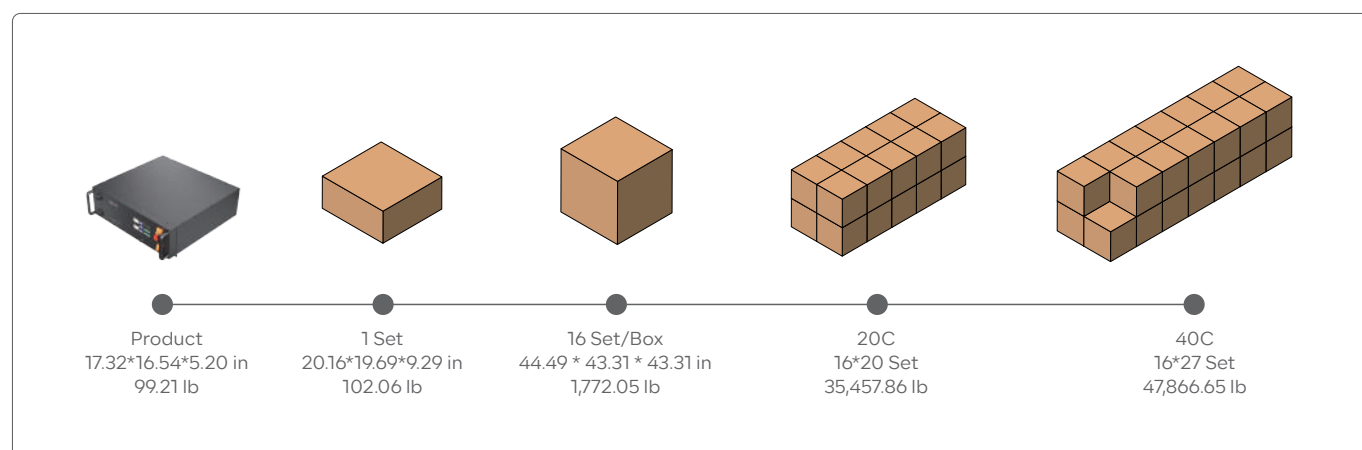
Battery Energy Storage	
Battery Chemistry	LiFePO4
Cell Capacity (Ah)	100
Nominal Energy (kWh)	5.12
Output Power (kW)	4.8
Default Voltage (V)	51.2
Voltage Range (V)	43.2 ~ 59.2
Max. Operation Current (A)	95
Primary Overcurrent Protection (A)	98@10S
Secondary Overcurrent Protection (A)	120@30mS
Max. Charging Voltage (V)	58.4
Discharge Cut-off (V)	43.2
Recommended Charging Voltage (V)	56.8
Dimension - W*D*H (mm/in)	440*420*132/17.3*16.5*5.2
Net Weight (kg/lb)	~45/~99.2

General Parameters	
Scalability	Max. 31 systems in parallel
Storage Conditions	-4°F ~ 131°F(32°F ~ 95°F Recommended) Up to 90%RH, non-condensing Initial SoC: 50%
Operating Temperature	Charge: 32°F ~ 122°F Discharge: -4°F ~ 122°F
Cooling	Natural Cooling
Max. Altitude	4000m / 13123ft
Cycle Life	8000 Cycles
Communication	RS485, CAN, WiFi

System Characteristic	
Battery Model	R-EB005161
Battery Compliances	UL1973, UL9540A, IEC 62619, UN 38.3 CEI 0-21, UKCA, EN-61000, EN-62311
Installation Method	Rack Mounting
Installation Scene	Indoor
IP Rating	IP20
Warranty [1]	10 Years

[1] Please refer to the warranty letter for details

Packaging & Shipping Details



EBrick-IND

Modular LV Battery System


Scalability: The system can be expanded with up to 31 cabinets in stacks, offering flexibility and future-proofing for growing energy needs.

High Efficiency: Designed for peak shaving and self-consumption, it helps reduce energy bills by optimizing the use of solar power and minimizing reliance on the grid.

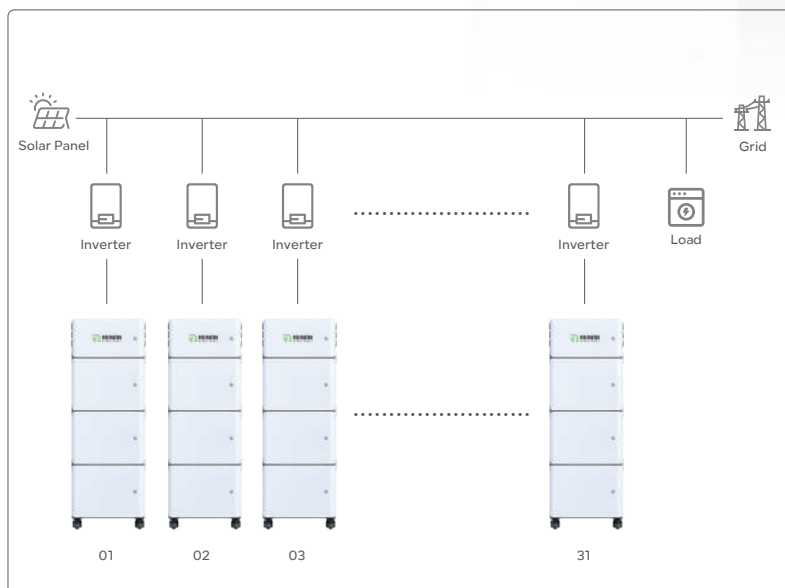
Strong Compatibility: The system is designed to work seamlessly with various inverters and energy management systems, providing flexibility in integration with existing setups.



System Demonstration



System Layout



Application Scenario



Battery Energy Storage				
Product Model	R-EB015161-IND1	R-EB0300161-IND1	R-EB045161-IND1	R-EB060161-IND1
Module QTY	1	2	3	4
Battery Module QTY	3	6	9	12
Battery Module Model	R-EB005161			
Master Control Model	R-MC300-PRO			
Nominal Energy (kWh)	15.36	30.72	46.08	61.44
Max. Charging/Discharging (A)	300	300	300	300
Nominal Capacity (Ah)	300	300	400	500
Peak for 10s (A)	330	330	350	350
Recommend Charging Voltage (V)	56.8			
Max. Charging Voltage (V)	58.4			
Discharge Cut-off (V)	43.2(Cells)			
Nominal Voltage (V)	51.2(Cells)			
Output Power voltage (V)	54(Steady Voltage)			
General Parameters				
Weight (kg/lb)	~165/363.76	~300/661.39	~435/958	~570/1,256.63
Dimensions - W*D(mm/in)	663*635/26.1*25.0	663*635*1436	663*635*1917	663*635*2398
Dimensions - H(mm/in)	955/37.6	1436/56.53	1917/75.51	2398/94.41
IP Rating	IP20			
Cycle Life	8000 times @25°C, 0.5C, 80%DOD, 80%EOL			
Designed Calendar Life	10 years			
Safety Function	Over-charge, Over-discharge, Over-current, Low/High-temperature, Low-voltage, Short-circuit Protections			
Operation Temperature	Discharge -20°C~50°C, Charge 0°C~50°C			
Parallel Capacity	Max. 8			
Communication	RS485, Wi-Fi, CAN			

EBrick-OUT30/60

All-IN-ONE LV Battery System

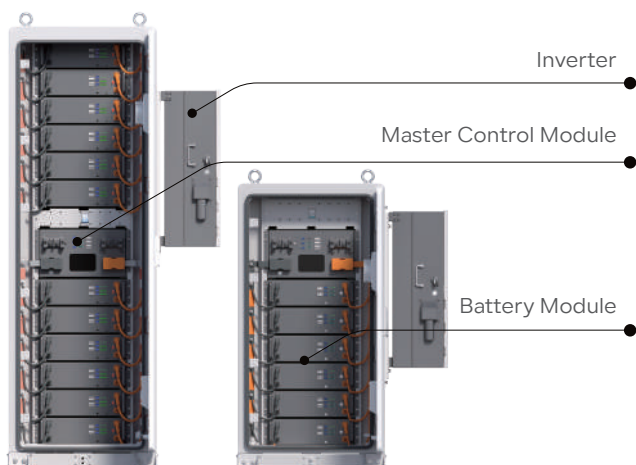
Modular Design and Easy Installation: The rack-mount design of EBrick-OUT30/60 allows for customizable and simple installation, with the flexibility to connect multiple units in parallel. This reduces installation time and costs.

WiFi Connectivity and App Control: EBrick-OUT30/60 features WiFi connectivity, enabling users to remotely monitor and control the system via a dedicated app. This enhances user experience with real-time monitoring and efficient system management.

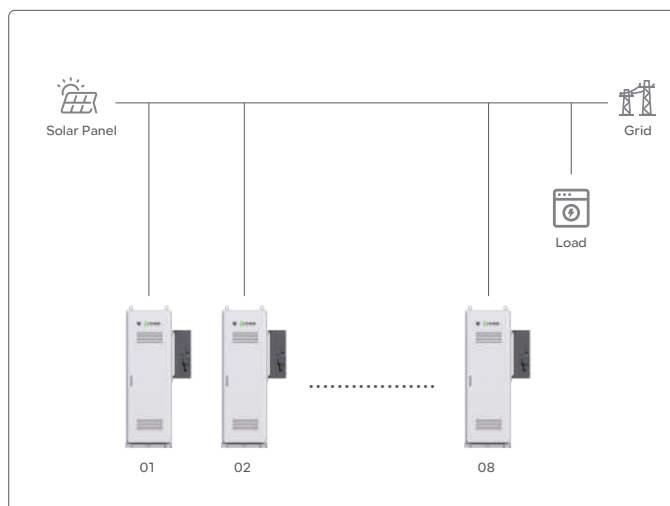
Stable LiFePO4 Battery Technology: EBrick uses reliable lithium iron phosphate (LiFePO4) batteries, offering up to 8000 cycles. Its efficient battery management system ensures high performance and safety.



Product Details



System Layout



Application Scenario



Battery Energy Storage		
Product Model	R-EB030161-OUT1	R-EB060161-OUT2
Battery Module Type	R-EB005161	
Master Control Type	R-MC300-PRO	
Product Module QTY	6	12
Nominal Energy (kWh)	30.72	61.44
Max. Charging/Discharging (A)	300	300
Nominal Capacity (Ah)	300	500
Peak for 10s (A)	330	350
Recommend Charging Voltage (V)	56.8	
Max. Charging Voltage (V)	58.4	
Discharge Cut-off (V)	43.2(Cells)	
Nominal Voltage (V)	51.2(Cells)	
Output Power voltage (V)	54(Steady Voltage)	
General Parameters		
Weight (kg/lb)	400/881.85	700/1543.23
Dimensions - W*D*H (mm/in)	760*832*1466/29.9*32.8*57.7	760*832*2266/29.9*32.8*89.2
IP Rating	IP54	
Cycle Life	8000 times @25°C, 0.5C, 80%DOD, 80%EOL	
Designed Calendar Life	10 years	
Safety Function	Over-charge, Over-discharge, Over-current Low/High-temperature, Low-voltage, Short-circuit Protections	
Operation Temperature	Discharge -20°C~50°C, Charge 0°C~50°C	
Parallel Capacity	Max. 8	
Communication	RS485, Wi-Fi, CAN	

Xtreme HV 1.0

Modular HV Battery System

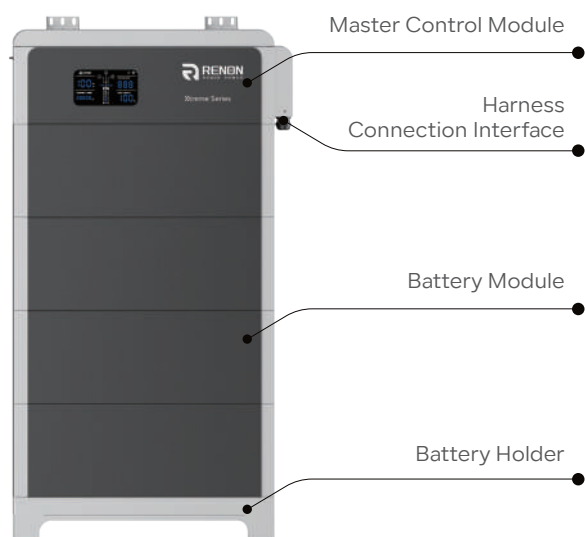
High Efficiency and Scalability: The high voltage system offers a nominal voltage of 204.8~614.4V, reducing transmission losses, and its modular design provides 2 to 6 module stacking solutions, ensuring high operational reliability with dynamic current equalizing techniques.

Advanced Smart Management: Wireless design with WiFi connectivity, and the intelligent energy management system (EMS) allow for easy activation, unified management, real-time monitoring, and fault pre-warning.

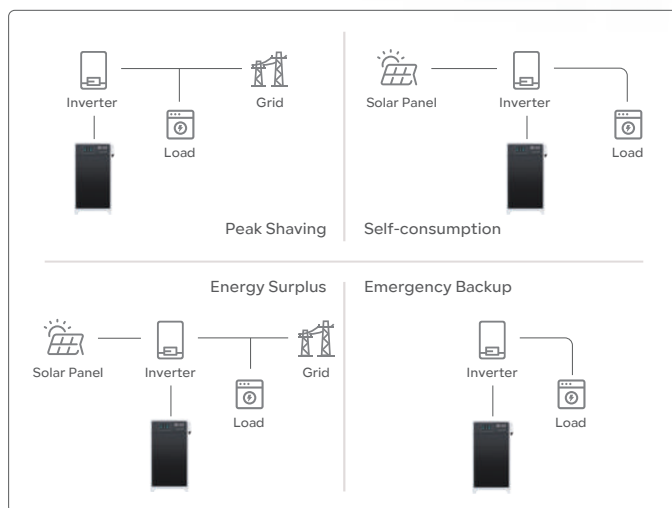
Superior Safety and Durability: With a built-in battery optimizer, up to 8000 cycle life, IP55 protection rating, and comprehensive certifications, the system ensures long-term stable operation and global safety compliance.



Product Details



System Layout



Application Scenario



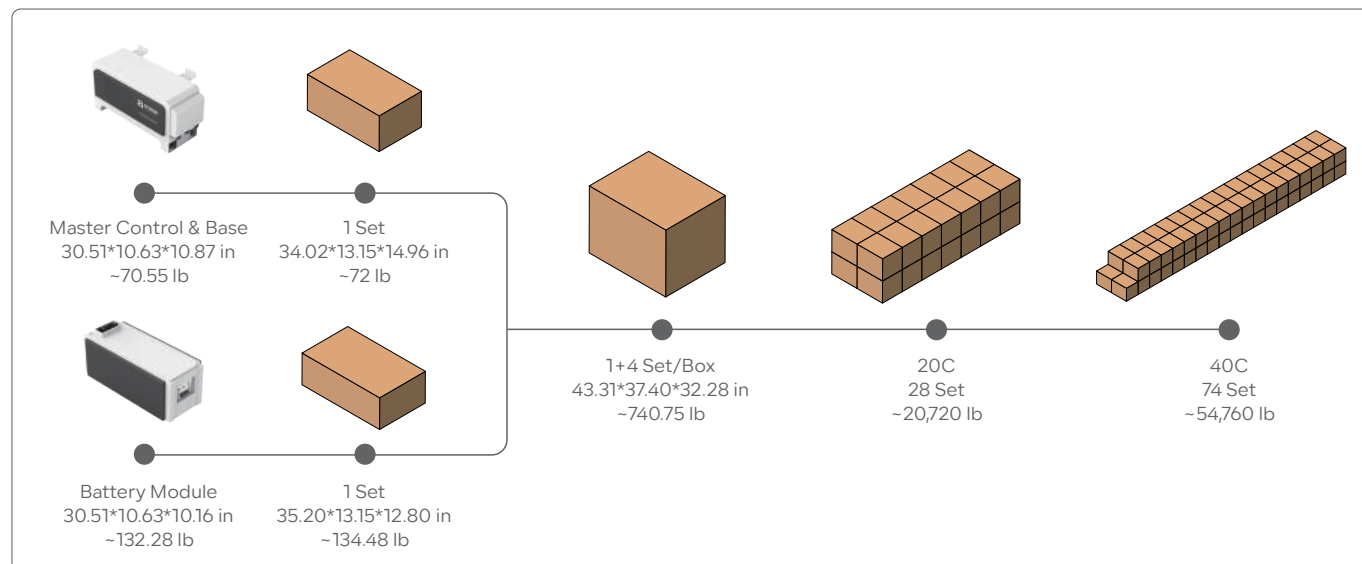
Battery Energy Storage					
Product Model	R-XH009021	R-XH014031	R-XH019041	R-XH024051	R-XH028061
Product Module QTY	2	3	4	5	6
Battery Chemistry	LiFePO4				
Battery Combination	1P60S	1P90S	1P120S	1P120S	1P150S
Cell Capacity (Ah)	50				
Nominal Energy (kWh)	9.6	14.4	19.2	24	28.8
Nominal Power (kW)	9.216	13.824	18.432	230.4	27.648
Nominal Voltage (V)	192	288	384	480	576
Max. Charging Voltage (A)	219	328.2	438	547.5	657
Recommend Discharge Cut-off Voltage	175.8	263.7	351.6	439.5	527.4
Dimensions - W*D (mm/in)	775*270/30.5*10.6	775*270/30.5*10.6	775*270/30.5*10.6	775*270/30.5*10.6	775*270/30.5*10.6
Dimensions - H (mm/in)	854/33.6	1112/43.8	1370/53.9	1628/64	1886/74.1
Total Weight - (kg/lb)	152/335	212/467	272/599	332/731	392/863

General Parameters	
Scalability	Max. 5 cluster in parallel
Storage Conditions	-4°F ~ 131°F(32°F ~ 95°F Recommended) Up to 90%RH, non-condensing Initial SoC: 50%
Operating Temperature	Charge: 32°F ~ 122°F Discharge: -4°F ~ 122°F
Cooling	Natural Cooling
Max. Altitude	4000m / 13123ft
Cycle Life	8000 Cycles
Communication	RS485, CAN, WiFi

System Characteristic	
Master Control Model	R-MC050-XTH01
Battery Model	R-EM102050-XTH01
Battery Compliances	IEC62619, MSDS, UN38.3 UL 1973, UL 9540, UL 9540A(Coming soon)
Installation Method	Stack Mounting
Installation Scene	Indoor or Outdoor
IP Rating	IP55
Warranty [1]	10 Years

[1] Please refer to the warranty letter for details

Packaging & Shipping Details



Sol-Ark 12K-2P

LV Split-phase Hybrid Inverter

Partial Home Backup: Ensure your essential home appliances stay powered during outages, maintaining comfort and convenience.

Built-In Transfer Switch: Simplify your solar energy system installation with an integrated transfer switch, seamlessly compatible with any AC power source.


Battery Agnostic: Enjoy unparalleled flexibility with compatibility across all 48V batteries on the market.

Military-Grade Reliability: Opt for up to twice the military-grade protection, guaranteeing operation even during lightning strikes and other extreme conditions.

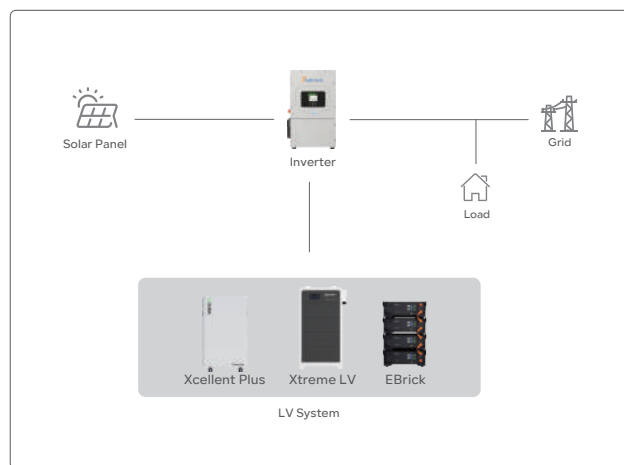
EV Home Charging: Power your electric vehicle efficiently with dedicated circuit loading for hassle-free home charging.



Product Details



System Layout



Application Scenario



PV Input	
Max. Allowed PV Power(kW)	13
Rated MPPT Operating Voltage Range(V)	175 ~ 425
MPPT Voltage Range(V)	150 ~ 500
Startup Voltage(V)	125
Max. Input Voltage ¹ (V)	500
Max. Operating Input Current per MPPT(A)	20(self-limiting)
No. of MPP Trackers	2
No. of PV Strings per MPPT	2
Max. AC Coupled Input(kW)	9.6

AC Output

Nominal AC Voltage(V)	120/240, 120/208, 220
Grid Frequency(Hz)	50 / 60
Real Power, max continuous ² (kW)	9
Max. Output Current(A)	37.5
Peak Apparent Power(kVA)(10s, off-grid)	16@240V
Peak Apparent Power(kVA)(100ms, off-grid)	25@240V
Max Output Fault Current(A)(100ms)	104
Max. Grid Passthrough Current(A)	63
Power Factor Output Range	± 0.9 adjustable
Backup Transfer Time	4ms
CEC Efficiency	96.5%
Max Efficiency	97.5%
Design (DC to AC)	Transformerless DC
Scalability	Up to 9 in parallel

1. See Installation Guide for more details on sizing array strings. The highest input voltage is based on the open-circuit voltage of the array at the minimum design temperature.

2. Max. continuous AC output of 9kW (loads / grid sell) + DC output of 3kW (batteries) = 12kW total



Battery Input	
Battery Technologies	Lithium / Lead Acid
Nominal DC Voltage(V)	48
Operating Voltage Range(V)	43 ~ 63
Capacity(Ah)	50 ~ 9900
Max. Battery Charge / Discharge Current(A)	185
Charging Controller	3-Stage with Equalization
Grid to Battery Charging Efficiency	96.0%
External Battery Temperature Sensor (BTS)	Included
Automatic Generator Start (AGS)	2 Wire Start - Integrated
BMS Communication	CANBus, RS485 MODBUS

General Parameter

Inverter Model	Sol-Ark-12K-P
Dimensions - W*D*H (mm/in)	450*254*750/17.7*10*29.5
Weight (kg/lb)	35.4/78
Enclosure	IP65 / NEMA 3R
Ambient Temperature	-13°F ~ 131°F(>113°F Derating)
Noise	< 30 dB @ 25°C (77°F)
Idle consumption - No Load (W)	60
Communication and Monitoring	WiFi & LAN Hardware Included
Standard Warranty	10 Years

Protection & Certifications

Certifications and Listings	UL1741-2010/2018 IEEE1547a 2003/2014 FCC 15 Class B, UL1741SB CA Rule 21, HECO Rule 14H
PV DC Disconnect Switch — NEC 240.15	Integrated
Ground Fault Detection — NEC 690.5	Integrated
PV Rapid Shutdown Control — NEC 690.12	Integrated
PV Arc Fault Detection — NEC 690.11	Integrated
PV Input Lightning Protection	Integrated
PV String Input Reverse Polarity Protection	Integrated
AC Output Breaker - 63A	Integrated
250A Battery Breaker / Disconnect	Integrated
Surge Protection	DC Type II / AC Type II

Sol-Ark 15K-2P

LV Split-phase Hybrid Inverter


Grid Down Generation: Continue generating power independently from the grid during prolonged power outages or blackouts. Never have to worry about how full your generator fuel tank is or manage run-times.

No Operating Cost: Minimal to no operating or maintenance costs. Most user-friendly method of backing up household loads.

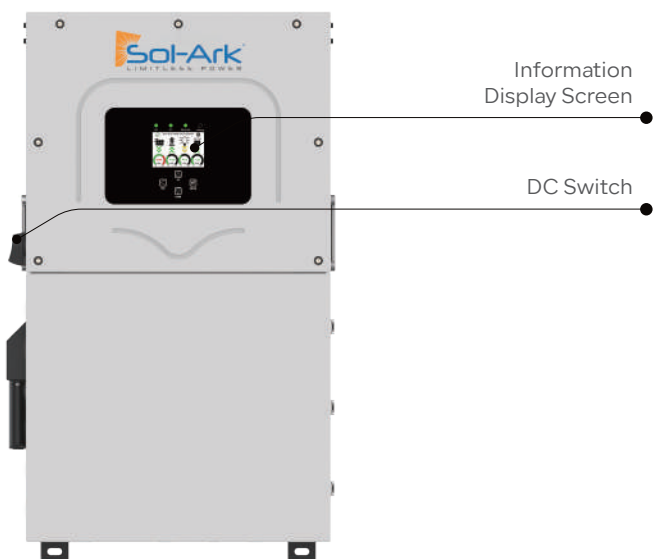
DC to DC Architecture: Maximize your battery efficiency with DC-to-DC architecture. Ideal for increasing storage capacity runtime.

EMP Hardened: Exceeds military-grade standards to keep working through lightning strikes and other military-grade weapons.

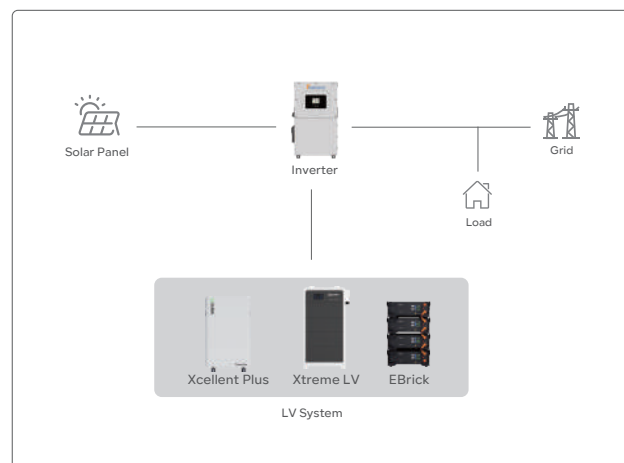
EV Home Charging: Charge your electric vehicle with the ability to load a single circuit.



Product Details



System Layout



Application Scenario



PV Input	
Max. Allowed PV Power (kW)	19.5
Rated MPPT Operating Voltage Range (V)	175 ~ 425
MPPT Voltage Range (V)	150 ~ 500
Startup Voltage (V)	125
Max. DC Input Voltage ¹ (V)	500
Max. Operating Input Current per MPPT (A)	26
Max. Short Circuit Current per MPPT (A)	44
No. of MPP Trackers	3
No. of PV Strings per MPPT	2
Max. AC Coupled Input (kW)	19.2

AC Output

Nominal AC Voltage (V)	120/240, 120/208, 220
Grid Frequency (Hz)	50 / 60
Real Power, max continuous (kW)	15
Max. Output Current (A)	62.5
Real Power, max continuous (kW)(batteries only)	12(50A @ 240V)
Peak Apparent Power (kVA)(10s, off-grid)	24@240V
Peak Apparent Power (kVA)(100ms, off-grid)	30@240V
Max Output Fault Current (A)(5s)	94(with PV), 75(batteries only)
Max Output Fault Current (A)(100ms)	120
Max. Grid Passthrough Current (A)	200
Power Factor Output Range	±0.9 adjustable
Backup Transfer Time	5ms
CEC Efficiency	96.5%
Max Efficiency	97.5%
Design (DC to AC)	Transformerless DC
Scalability	Up to 12 in parallel

1. See Installation Guide for more details on sizing array strings. The highest input voltage is based on the open-circuit voltage of the array at the minimum design temperature.



Battery Input	
Battery Technologies	Lithium / Lead Acid
Nominal DC Voltage (V)	48
Operating Voltage Range (V)	43 ~ 63
Capacity (Ah)	50 ~ 9900
Max. Battery Charge/Discharge Current (A)	275
Battery Disconnecting Means (A)	200/pole*2
Charging Controller	3-Stage with Equalization
Grid to Battery Charging Efficiency	96.0%
External Battery Temperature Sensor (BTS)	Included
Automatic Generator Start (AGS)	2 Wire Start - Integrated
BMS Communication	CANBus, RS485 MODBUS

General Parameters

Inverter Model	Limitless 15K-LV
Dimensions - W*D*H (mm/in)	494*306*807/19.4*12*31.8
Weight (kg/lb)	61.2/135
Enclosure	IP65 / NEMA 3R
Ambient Temperature	-13°F ~ 131°F(>113°F Derating)
Noise	< 30 dB @ 25°C (77°F)
Idle Consumption - No Load(W)	90
Communication and Monitoring	WiFi & LAN Hardware Included
Standard Warranty	10 Years

Protection & Certifications

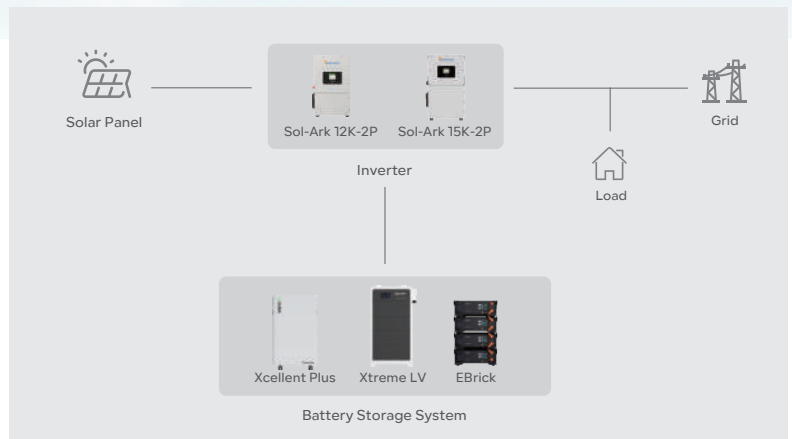
Certifications and Listings	UL1741-2010/2018 IEEE1547a 2003/2014 FCC 15 Class B, UL1741SB CA Rule 21, HECO Rule 14H
PV DC Disconnect Switch — NEC 240.15	Integrated
Ground Fault Detection — NEC 690.5	Integrated
PV Rapid Shutdown Control — NEC 690.12	Integrated
PV Arc Fault Detection — NEC 690.11	Integrated
PV Input Lightning Protection	Integrated
PV String Input Reverse Polarity Protection	Integrated
AC Output Breaker - 200A	Integrated
Surge Protection	DC Type II / AC Type II

Solution

LV Solution

Low Voltage Energy Storage for Everyday Needs

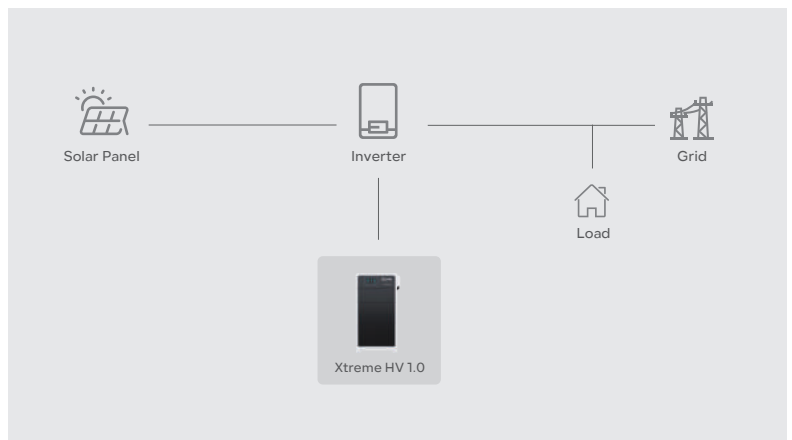
Residential LV solutions offer dependable and affordable energy storage for everyday household needs. Ideal for small to medium-sized homes, these low voltage systems provide continuous power supply, enhancing energy independence and reducing electricity costs.



HV Solution

High Voltage Energy Storage for Modern Homes

Residential HV solutions deliver robust and reliable energy storage, designed for larger homes with higher energy demands. These high voltage systems provide efficient power management, ensuring your home remains powered through peak usage times and outages.



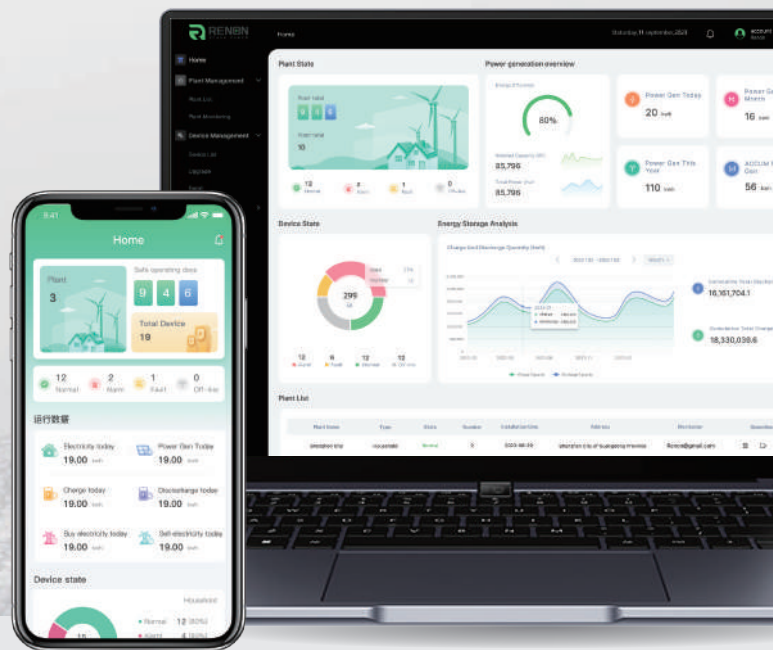
Renon Smart

Cloud Energy Management

We're Using Smart Power to Simplify Your Life.

Renon Smart is a comprehensive device management and monitoring solution for distributors, installers, and end users.

Our software and app are ideal for managing large-scale-power station and commercial and industrial energy storage systems.



Features



Instant Clarity with Remote Data Monitoring and Analytics

Remote data monitoring, automatic curve generation, and big data analytics management make the product operation status clear at a glance.



Enhanced Security with Distributed Architecture and Data Encryption

Distributed architecture deployment and data security encryption ensure that cloud data is more secure and reliable.



Boost Customer Satisfaction with Remote Firmware Upgrades

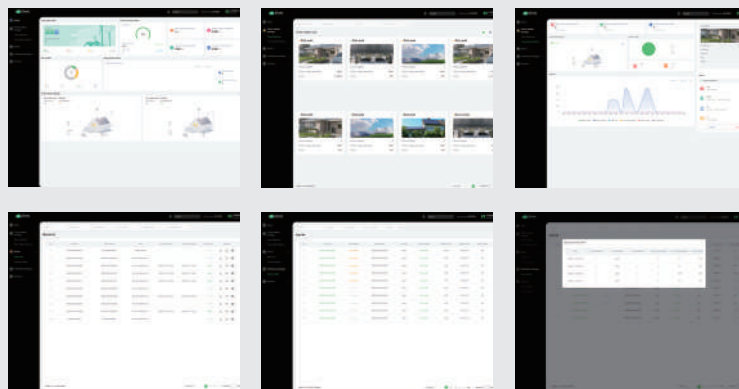
Remote firmware upgrading and intelligent operation and maintenance report generation effectively improve customer satisfaction.



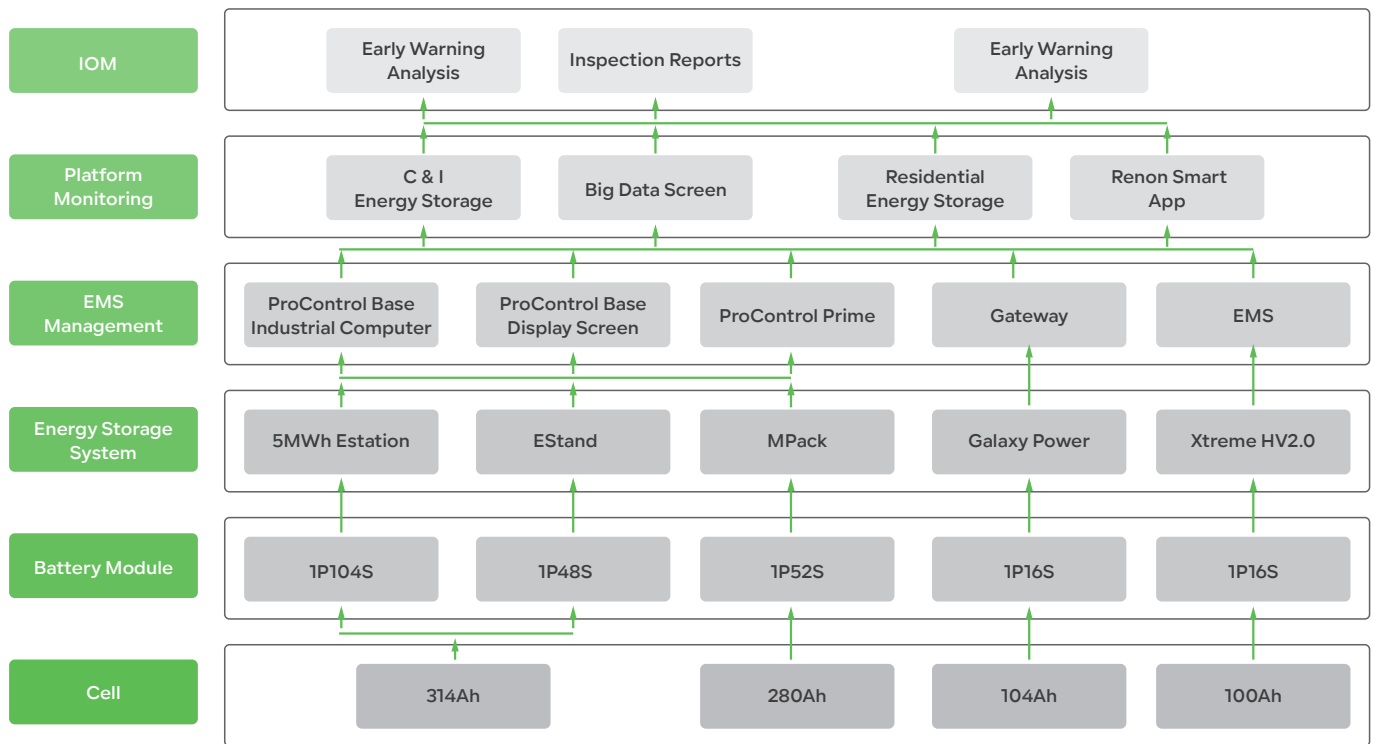
Optimized Channel Construction with a Six-Level Distribution System

The six-level distribution system, from the brand owner to end-users, is more conducive to robust product channel construction.

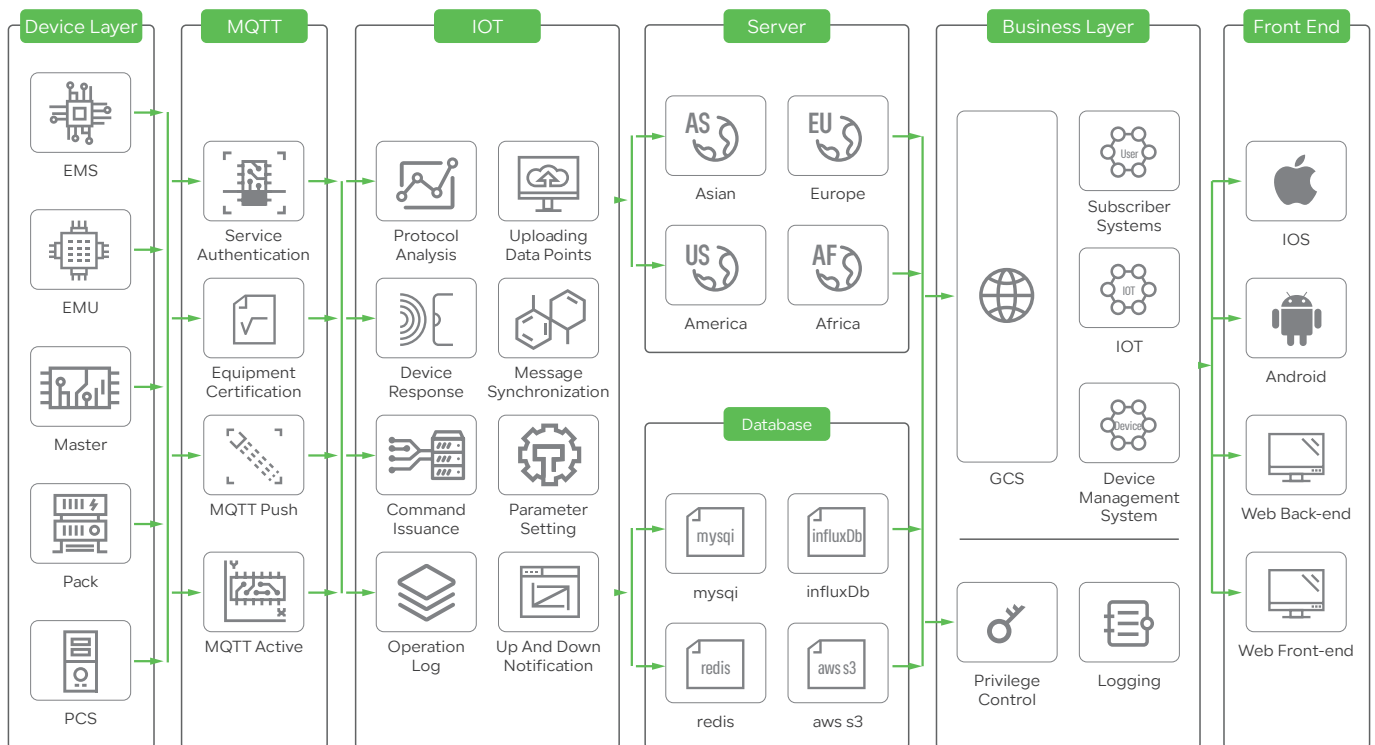
Interface Showcase



Physical Link



Platform Architecture



Installation Cases

"As an installer, I appreciate the reliability and efficiency of Renon Power's solutions. Their technical support team is always available to assist with any questions or challenges, ensuring a smooth installation process from start to finish."

- Samantha J., Electrical Contractor



Lithuanian Xcellent Plus



Germany EBrick



South Africa EBrick



Italy Xcellent Plus



Italy Xtreme HV



Italy Xcellent Plus



Italy Xcellent Plus



Portugal Ebrick



USA Xtreme LV



South Africa Xtreme LV



Netherlands Xtreme LV



South Africa Xtreme LV




USA Xtreme LV



USA Xtreme LV



USA Xtreme LV



South Africa EBrick



USA Xtreme LV



USA Xtreme LV



USA Xtreme LV


Renon Exhibition

At Renon Power, our team is our greatest asset.

We are a diverse group of passionate professionals, united by a shared mission to make green power within reach.


RIMINI Expo

Italy



Intersolar 2025 San Diego

The United States




PV EXPO 2025 Tokyo

Japan




RE+ 2024

The United States



The Smarter E 2024


Germany



Note Book

PROVIDE
INNOVATIVE,
RELIABLE, AND
AFFORDABLE
ENERGY
STORAGE
SOLUTIONS TO
CUSTOMERS
WORLDWIDE.





Renon Power Technology Inc.

5900 Balcones Drive Suite 100, Austin, TX 78731 USA

Renon Power Solutions Sp.z o.o.

ul. ELBLĄSKA 1, 93-459, ŁÓDŹ, POLAND

Renon Power Technology B.V.

Rietbaan 10, 2908 LP Capelle aan den IJssel

Renon Power 株式会社

東京都中央区日本橋箱崎町 20-5 VORT 箱崎 5F

瑞智新能源（惠州）有限公司

广东省惠州市惠阳区三和街道下桥背康易工业园



Whatsapp



Linkedin



Website